



Prudential Sugar Corporation Limited

Regd. Office : "Akash Ganga" Plot No. 144, Srinagar Colony, Hyderabad - 500 073. T.S. INDIA
Tel : +91-40-67334412, Fax : +91-40-67334433 | Email : pscl.secretarial@gmail.com | www.prudentialsugar.com

CIN : L15432TG1990PLC032731

Ref: PSCL/BSE & NSE/2021-22/Nov-13

Date: November 13, 2021

To
The General Manager,
Corporate Relations Department,
BSE LIMITED
Phiroze Jeejeebhoy Towers,
Dalal Street, **Mumbai - 400 001.**
Maharashtra State, India.

To
Asst. Vice President
National Stock Exchange of India Limited
Exchange Plaza Block G, C 1, Bandra Kurla
Complex, G Block, Bandra East,
Mumbai - 400 051
Maharashtra State, India.

To
The Calcutta Stock Exchange Limited,
#7, Lyons Range, Murgighata, Dalhousie,
Kolkata - 700001,
West Bengal State, India.

Dear Sir/Madam,

Sub: *Outcome of the Board Meeting held on November 13, 2021 of Prudential Sugar Corporation Limited;*
Regulation 33 & 47 of SEBI (Listing Obligations and Disclosure Requirements) Regulations, 2015.
Ref: *BSE Script Code: 500342; NSE Security ID: PRUDMOULI.*

In just concluded Meeting of the Board Directors of the Company, the board has considered and approved the following:

1. Unaudited (Standalone and Consolidated) Financial Statements for the 2nd Quarter and Half Year Ended September 30, 2021 (annexed herewith);
2. Limited review reports from the Statutory Auditor on Unaudited (Standalone and Consolidated) Financial Statements for the 2nd Quarter and Half Year Ended September 30, 2021 (annexed herewith);
3. Appointment of Ms. Neha R Gada of M/s. N.R.Gada & Associates to liaise with the National Stock Exchange India Limited (NSE) and Bombay Stock Exchange Limited (BSE) and represent the Company in connection with Revocation of Suspension of Trading and Listing of its Securities with both the Exchanges"

This intimation is also uploaded in the Company website: www.prudentialsugar.com.

We request you to take the above information on record and acknowledge the receipt of the same.

Thanking you,

Yours truly,
For Prudential Sugar Corporation Limited



Vinod Baid
Director
Din No. 00010142

Encl: As above



PRUDENTIAL SUGAR CORPORATION LIMITED

Reg off Add: Akash Ganga, Plot No.144, Srinagar Colony, Hyderabad - 500 073, Telangana State, India

S.No.	Part - I: Standalone & Consolidated Statement of Unaudited Results for the Half-Year Ended September 30, 2020	(Rs. In Lakhs)										
		Standalone						Consolidated				
		3 Months Ended			Half Yearly ended		Year Ended	3 Months Ended			Half Yearly ended	
Particulars	30-09-2021	30-06-2021	30-09-2020	30-09-2021	30-09-2020	(31-03-2021)	30-09-2021	30-06-2021	30-09-2020	30-09-2021	30-09-2020	(31-03-2021)
	Unaudited	Unaudited	Unaudited	Unaudited	Unaudited	Audited	Unaudited	Unaudited	Unaudited	Unaudited	Unaudited	Audited
1	Revenue											
	a) Income from operations	-	-	-	-	-	-	-	-	-	-	-
	b) Other Income	63.06	62.76	53.74	125.82	110.07	227.60	106.90	103.17	123.79	210.07	240.72
	Total Revenue (a+b)	63.06	62.76	53.74	125.82	110.07	227.60	106.90	103.17	123.79	210.07	240.72
2	Expenses											
	a) Cost of Materials Consumed	-	-	-	-	-	-	-	-	-	-	-
	b) Purchase of stock-in-trade	-	-	-	-	-	-	-	-	-	-	-
	c) Changes in inventories of finished goods, work-in-progress and stock-in-Trade	-	-	-	-	-	-	-	-	-	-	-
	d) Employee benefits expenses	9.36	9.87	15.89	19.23	31.72	59.46	14.29	14.73	21.94	29.02	44.84
	e) Finance Cost	-	-	-	-	-	-	-	-	-	-	-
	f) Depreciation and amortization expense	0.29	0.29	0.35	0.58	0.71	1.42	0.29	0.29	0.35	0.58	0.71
	g) Other expenses	12.20	17.67	13.44	29.87	29.25	62.70	18.99	24.38	18.60	43.37	48.42
	Total Expenses	21.85	27.83	29.68	49.68	61.68	123.58	33.57	39.40	40.89	72.97	93.97
3	Profit / (Loss) from operations before exceptional items (1-2)	41.21	34.93	24.06	76.14	48.39	104.02	73.33	63.77	82.90	137.10	146.75
4	Exceptional Items	-	-	-	-	-	-	-	-	-	-	-
5	Profit / (Loss) from before tax (3 + 4)	41.21	34.93	24.06	76.14	48.39	104.02	73.33	63.77	82.90	137.10	146.75
6	Tax Expense											
	(a) Current Tax	11.46	9.72	6.02	21.18	12.10	28.94	20.39	17.74	20.73	38.13	36.69
	(b) Deferred Tax	-	-	-	-	-	-	-	-	-	-	-
	Total Tax Expenses	11.46	9.72	6.02	21.18	12.10	28.94	20.39	17.74	20.73	38.13	36.69
7	Net Profit / (Loss) after tax but before prior period items (5-6)	29.75	25.21	18.04	54.96	36.29	75.08	52.94	46.03	62.17	98.97	110.06
8	Share of Profit/(loss) of Subsidiary, Associate and JV using for Equity Method	-	-	-	-	-	-	-	-	-	-	-
9	Total Profit/(loss) fro period from Continuing Operations (7+8)	-	-	-	-	-	-	-	-	-	-	-
10	Prior period Item	-	-	-	-	-	-	-	-	-	-	-
11	Net Profit / (Loss) after taxes, Extraordinary items, Prior period items (9+10)	29.75	25.21	18.04	54.96	36.29	75.08	52.94	46.03	62.17	98.97	110.06
12	Other Comprehensive Income											
	(A) (i) Items that will not be reclassified to profit or loss	-	-	-	-	-	-	-	-	-	-	-
	(ii) Income-tax relating to items that will not be reclassified to profit or loss	-	-	-	-	-	-	-	-	-	-	-
	(B) (i) Items that will be reclassified to profit or loss	-	-	-	-	-	-	-	-	-	-	-
	(ii) Income-tax relating to items that will be reclassified to profit or loss	-	-	-	-	-	-	-	-	-	-	-
	Other Comprehensive Income (net)	-	-	-	-	-	-	-	-	-	-	-
13	Total Comprehensive Income for the Period (11+12)	29.75	25.21	18.04	54.96	36.29	75.08	52.94	46.03	62.17	98.97	110.06
14	Paid-up equity share capital of Rs.10 Each	3,312.70	3,312.70	3,312.70	3,312.70	3,312.70	3,312.70	3,312.70	3,312.70	3,312.70	3,312.70	3,312.70
15	Other Equity	-	-	-	-	-	-	-	-	-	-	-
16	i) Earnings Per Share (before extraordinary items) (of Rs.10/- each) (not annualized):	-	-	-	-	-	-	-	-	-	-	-




	a) Basic	0.09	0.08	0.05	0.17	0.11	0.23	0.16	0.14	0.19	0.30	0.33	0.52
	b) Diluted	0.09	0.08	0.05	0.17	0.11	0.23	0.16	0.14	0.19	0.30	0.33	0.52
	ii) Earnings Per Share (after extraordinary items) (of Rs.10/- each) (not annualized):												
	a) Basic												
	b) Diluted												
	See accompanying note to the Financial Results												

Notes:

1. The statement of Standalone unaudited financial results of the Company for the Quarter and Half-Year ended September 30, 2021, has been reviewed by the Audit Committee and approved by the Board of Directors on November 13, 2021. These have been reviewed by the Statutory Auditor of the Company, who have issued an unqualified review report.
2. The standalone unaudited financial results of Prudential Sugar Corporation Limited ('the Company') have been prepared in accordance with the recognition and measurement principles laid down in the Ind AS 34 'Interim Financial Reporting' Indian Accounting Standards (Ind AS) notified under section 133 of the Companies Act 2013 ('the Act'), read with the Companies (Indian Accounting Standard) Rule, 2015, as amended from time to time and other accounting principles generally accepted in India.
3. The Company operates in single segment and therefore the Segment Reporting as per IndAS-108 is not applicable for the Company.
4. Previous period's figures have been rearranged/regrouped wherever necessary.
5. The quarterly unaudited standalone Financial results for the Quarter and Half Year ended September 30, 2021 are available on the Company's Website i.e., www.prudentialsugar.com and also available on BSE website i.e., www.bseindia.com and NSE website i.e., www.nseindia.com

For Prudential Sugar Corporation Limited



Vinod Kumar Baid
Director
DIN: 00010142



Date: November 13, 2021
Place: Hyderabad

PRDENTIAL SUGAR CORPORATION LIMITED

Reg off Add: Akash Ganga, Plot No.144, Srinagar Colony, Hyderabad - 500 073, Telangana State, India

Part - II : Statement of Assets and Liabilities		Standalone		Consolidated	
S.No.	Particulars	September 30, 2021 (Unaudited)	March 31, 2021 (Audited)	September 30, 2021 (Unaudited)	March 31, 2021 (Audited)
A	ASSETS				
1	Non-Current Assets				
	a) Property, Plant and Equipment	18.2	18.79	261.2	261.79
	b) Capital Work-in-progress				
	c) Right-of-use assets				
	d) Other intangible Assets				
	e) Financial Assets				
	i) Investments	315.27	315.27	55.28	55.28
	ii) Loans				
	iii) Trade Receivables				
	iii) Other Financial Assets				
	f) Deferred tax Assets (net)	1,526	1,526	1,526	1,525.94
	g) Other Non-Current Assets	501.69	545.99	501.69	545.99
	Total Non-Current Assets	2361.10	2405.99	2344.11	2389.00
2	Current Assets				
	a) Inventories				
	b) Financial Assets				
	i) Investments				
	ii) Trade Receivables				
	ii) Cash and Cash Equivalents	3.91	0.2	4.39	0.3
	iv) Bank Balance other than (iii) above				
	v) Loans				
	vi) Other Financial Assets				
	c) Current Tax Assets (net)				
	d) Other Current Assets	6163.45	6047.6	10718.06	10525.21
	Total Current Assets	6167.36	6047.8	10722.45	10525.51
	Total Assets (A)	8528.46	8453.79	13066.56	12914.51
B	EQUITY AND LIABILITIES				
1	Equity				
	a) Equity Share Capital	3720.7	3720.7	3720.7	3720.7
	b) Other Equity	4280.53	4225.57	5664.82	5565.86
	Total Equity	8001.23	7946.27	9385.52	9286.56
2	Liabilities				
	Non-Current Liabilities				
	a) Financial Liabilities				
	i) Borrowings	11.27	11.27	11.27	11.27
	ii) Trade Payables				
	a. Total outstanding dues of Micro and Small Enterprises				
	b. Total Outstanding dues of Creditors other than (a. above)				
	iii) Other Financial Liabilities				
	b) Provisions				
	c) Deferred Tax Liabilities (net)				
	d) Other Non-Current Liabilities	357.4	357.8	607.4	607.82
	Total Non-Current Liabilities	368.67	369.07	618.67	619.09
3	Current Liabilities				
	a) Financial Liabilities				
	i) Borrowings				
	ii) Trade Payables				
	a. Total outstanding dues of Micro and Small Enterprises				
	b. Total Outstanding dues of Creditors other than (a. above)				
	iii) Other Financial Liabilities				
	iv) Lease Liabilities				
	b) Other Current Liabilities	44.71	45.78	2757.65	2742.28
	c) Provisions	113.85	92.67	304.72	266.58
	d) Current Tax Liabilities (net)				
	Total Current Liabilities	158.56	138.45	3062.37	3008.86
	Total Liabilities (2+3)	527.23	507.52	3681.04	3627.95
	Total Equity and Liabilities (1+2+3)	8528.46	8453.79	13066.56	12914.51



PRDENTIAL SUGAR CORPORATION LIMITED

Reg off Add: Akash Ganga, Plot No.144, Srinagar Colony, Hyderabad - 500 073, Telangana State, India

Part - II : Cash Flow Statement		Standalone		Consolidated	
S.No.	Particulars	September 30, 2021 (Unaudited)	March 31, 2021 (Audited)	September 30, 2021 (Unaudited)	March 31, 2021 (Audited)
A	Cash flow from Operating Activities				
	Profit before Tax	54.96	75.08	98.96	173.59
	Adjustments for:				
	a. Depreciation and amortization expense	0.58	1.42	0.58	1.42
	b. Unrealized Foreign Exchange (gain)				
	c. Loss on Property, plant and equipment sold or discarded				
	d. Allowances for expected credit Losses				
	e. Provision for obsolete and slow moving capital work-in-progress				
	f. Provision for obsolete and slow moving stores and spares, written back				
	g. Allowances for expected credit loss or longer required, written back				
	h. Liabilities/Provisions no longer required, written back				
	i. Finance Costs				
	j. Interest Income on deposits with banks				
	k. Income from investment in mutual funds				
	l. other income	-125.82	-227.61	-210.07	-424.87
	Operating profit before working capital changes	-70.28	-151.11	-110.53	-249.86
	Changes in Working Capital:				
	Adjustments for (increase)/decrease				
	a. Financial Assets				
	b. Other Current Assets	-115.84	-376.56	-192.85	-590.74
	c. Inventories				
	d. Trade Receivables				
	e. Non-Current Assets	20.11	42.99	44.3	255.71
	Adjustments for (increase)/decrease				
	a. Current Liabilities	-0.4		53.51	158.59
	b. Non- Current Liabilities			-0.41	
	c. Trade payables				
	d. Provisions				
	Cash flow generated from Operating activities (gross)	-166.41	-484.68	-205.98	-426.30
	Less: Income-tax paid (net)				
	Net Cash flow generated from operating Activities (A)	-166.41	-484.68	-205.98	-426.30
B	Cash flow from Investing Activities				
	a. Payment for purchase of property, plant and equipment (including other intangible assets, capital work-in-progress, capital advances and creditors for capital goods)				
	b. (Investment) in bank deposits with maturity more than three months				
	c. Maturity of bank deposits with maturity more than three months				
	d. Movement in restricted bank balance				
	e. (investment) in mutual funds				
	f. Proceeds from sale of mutual funds				
	g. Interest received on term deposits with banks				
	h. other income	125.82	227.61	210.07	424.87
	Net cash flow (used in) investing activities (B)	125.82	227.61	210.07	424.87
c	Cash flow from financing activities				
	a. Long Term Loans & Adv	44.3	255.71		
	b. Dividend and dividend distribution tax paid				
	c. Interest paid				
	Net cash flow (used in) financing activities (c)	44.3	255.71		-1.38
D	Net increase/decrease in cash and cash equivalents (A+B+C)	3.71	-1.36	4.09	-1.38
E	Cash and cash equivalents as at the beginning of the year	0.19	1.55	0.30	1.68
F	Cash and cash equivalents as at the end of the year	3.91	0.19	4.4	0.3
G	Cash and Cash equivalents at the end of the year				
	i. Balance with banks in current accounts	3.88	0.16	3.97	0.27
	ii. Cash on Hand	0.02	0.03	0.43	0.03
	ii. Balances with banks in fixed deposits with original maturity of less than three months				
		3.9	0.19	4.4	0.30

M. S. S.



R Pugalia & Company
20 E Lake Road
Kolkata-700029

Limited Review report


To
The Board of Directors,
Prudential Sugar Corporation Limited,
Hyderabad.

We have reviewed the accompanying statement of unaudited financial results of **Prudential Sugar Corporation Limited** for the Quarter ended September 30, 2021. This statement is the responsibility of the Company's Management and has been approved by the Board of Directors. Our responsibility is to issue a report on these financial statements based on our review.

We conducted our review of the Statement in accordance with the Standard on Review Engagements (SRE) 2410 "Review of Interim Financial Information Performed by the Independent Auditor of the Entity", issued by the Institute of Chartered Accountants of India. This standard requires that we plan and perform the review to obtain moderate assurance as to whether the financial statements are free of material misstatement. A review is limited primarily to inquiries of company personnel and analytical procedures applied to financial data, thus provides less assurance than an audit. We have not performed an audit and accordingly, we do not express an audit opinion.

Based on our review conducted as above, nothing has come to our attention that causes us to believe that the accompanying statement of unaudited financial results prepared in accordance with applicable accounting standards and other recognized accounting practices and policies has not disclosed the information required to be disclosed in terms of Regulation 33 of the SEBI(Listing Obligations and Disclosure Requirements) Regulations, 2015 including the manner in which it is to be disclosed, or that it contains any material misstatement.

For R Pugalia & Co.,
Chartered Accountants
FRN No. 318188E


Rajeev Kumar Pugalia
(Proprietor)

M.No. 053947
UDIN: 21053972AAAABO6155

Place: Kolkata

Date: 13/11/2021

R Pugalia & Company
20 E Lake Road
Kolkata-700029

Independent Auditor's Review Report on consolidated unaudited quarterly and year to date financial results of the Company Pursuant to the Regulation 33 of the SEBI (Listing Obligations and Disclosure Requirements) Regulations, 2015

To
The Board of Directors,
Prudential Sugar Corporation Limited,
Hyderabad.

1. We have reviewed the accompanying Statement of Consolidated Unaudited Financial Results of **Prudential Sugar Corporation Limited** ("the Company") and its share of the net profit/ (loss) after tax and total comprehensive income / loss of its associate for the quarter ended September 30 , 2021, being submitted by the Company pursuant to the requirement of Regulation 33 of the SEBI (Listing Obligations and Disclosure Requirements) Regulations, 2015, as amended. Attention is drawn to the fact that the consolidated figures for the corresponding quarter ended June 30, 2021, as reported in these financial results have been approved by the Company's Board of Directors, but have not been subjected to review.
2. This Statement, which is the responsibility of the Company's Management and approved by the Company's Board of Directors, has been prepared in accordance with the recognition and measurement principles laid down in Indian Accounting Standard 34 "Interim Financial Reporting" ("Ind-AS 34"), prescribed under Section 133 of the Companies Act, 2013, and other accounting principles generally accepted in India. Our responsibility is to express a conclusion on the Statement based on our review.
3. We conducted our review of the Statement in accordance with the Standard on Review Engagements (SRE) 2410 "Review of Interim Financial Information Performed by the Independent Auditor of the Entity", issued by the Institute of Chartered Accountants of India. A review of interim financial information consists of making inquiries, primarily of persons responsible for financial and accounting matters, and applying analytical and other review procedures. A review is substantially less in scope than an audit conducted in accordance with Standards on Auditing and consequently does not enable us to obtain assurance that we would become aware of all significant matters that might be identified in an audit. Accordingly, we do not express an audit opinion.


We also performed procedures in accordance with the circular issued by the SEBI under Regulation 33 (8) of the SEBI (Listing Obligations and Disclosure Requirements) Regulations, 2015, as amended, to the extent applicable.
4. The Statement includes the results of **M/s. Prudential Ammana Sugars Limited (Subsidiary)**.
5. Based on our review conducted and procedures performed as stated in paragraph 3 above and based on the consideration referred to in paragraph 6 below, nothing has



come to our attention that causes us to believe that the accompanying Statement prepared in accordance with recognition and measurement principles laid down in the aforesaid Indian Accounting Standard specified under Section 133 of the Companies Act, 2013, as amended, read with relevant rules issued there under and other accounting principles generally accepted in India, has not disclosed the information required to be disclosed in terms of the Regulation 33 of the SEBI (Listing Obligations and Disclosure Requirements) Regulations, 2015, as amended, including the manner in which it is to be disclosed, or that it contains any material misstatement.

6. The accompanying unaudited consolidated financial results includes unaudited interim financial results and other unaudited financial information in respect of 1 Subsidiary, which have been reviewed by their auditors, whose interim financial results excluding consolidation eliminations reflect total revenues of Rs.103.17 lakhs, total net Profit after tax of Rs. 46.03 lakhs and total comprehensive loss of Rs. 0.00 lakhs, for the quarter ended June 30, 2021 as considered in the unaudited consolidated financial results. These unaudited financial results and other unaudited financial information have been approved and furnished to us by the management. Our conclusion, in so far as it relates to the affairs of this Subsidiary, is based solely on such unaudited financial results and other unaudited financial information. According to the information and explanations given to us by the Management, these interim financial results are not material to the Group. Our conclusion on the Statement is not modified in respect of the above matter.

For R Pugalia & Co.,
Chartered Accountants
FRN No. 318189E


Rajeev Kumar Pugalia
(Proprietor)

M.No. 05397

UDIN: 21053972AAAABT3652

Place: Kolkata

Date: 13/11/2021

